

Royalston Historic District Commission

P.O. Box 125

Royalston, Massachusetts, 01368

Web site: <http://www.royalston-ma.gov>

E-mail: hdc@royalston-ma.gov

Application for Certificate

Instructions:

- Use separate applications for changes that are not related to each other.
- Sketches or pictures showing design and sizes, exact colors, materials, etc. must be included.
- File four copies of the completed application at a HDC meeting, or mail, e-mail or give it to a commission member for filing at the next meeting.
- It is recommended that applicants attend the meeting or send an agent. Even well prepared applications generate questions and answering them quickly will avoid delays.
- Certificates expire a) after one year if the work was not started and pursued diligently, or b) in case of sale.
- If you have any questions, please contact the Commission.

Date MAY 16, 2010

Address of Property 8 N.E. FITZWILLIAM RD.

Owner's Name JOHN T. MCCLURE

Applicant's Name SAME

Applicant's mailing address: Street/P.O. Box P.O. BOX 18

City, State, Zip ROYALSTON MA. 01368 Phone 978 249-8675

E-mail address NONE

Please check the certificate applied for:

☒ Appropriateness

☐ Non-Applicability

☐ Hardship

Short description of the proposed changes. (Provide the details on page 2 and on additional sheets and exhibits as necessary).

REPLACE 6/6 AND 3/3 WINDOWS WITH HOWE
WINDOWS.

John T. McClure
Applicant's Signature

For Office Use Only

Date Filed MAY 18, 2010 Received by PJY Application Number 2010-05-01

Date Accepted for consideration MAY 20, 2010 Public Hearing ☒ Notices mailing date(s) JUNE 8, 2010

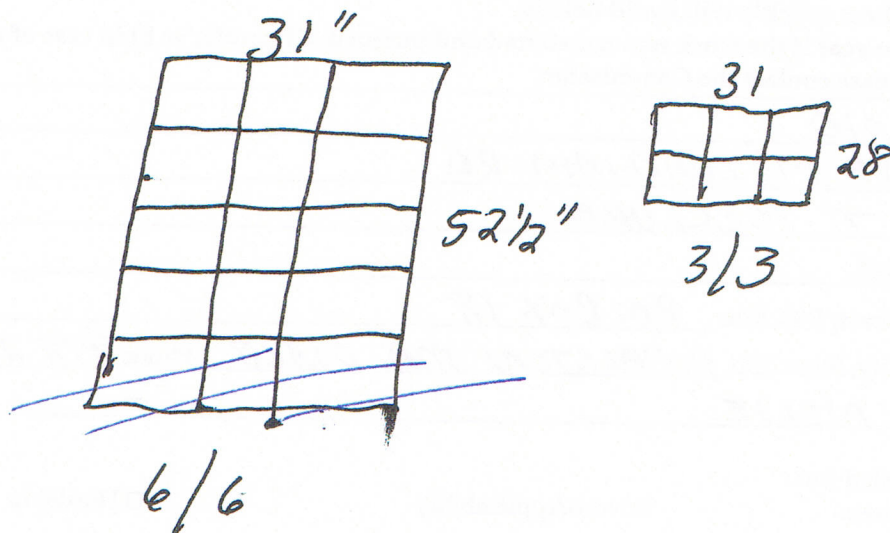
Continuation date _____ Applicant's signature _____ Date _____

Decision Approved Chairperson's signature [Signature] Date 7/15/10

Comments or conditions

Detailed description

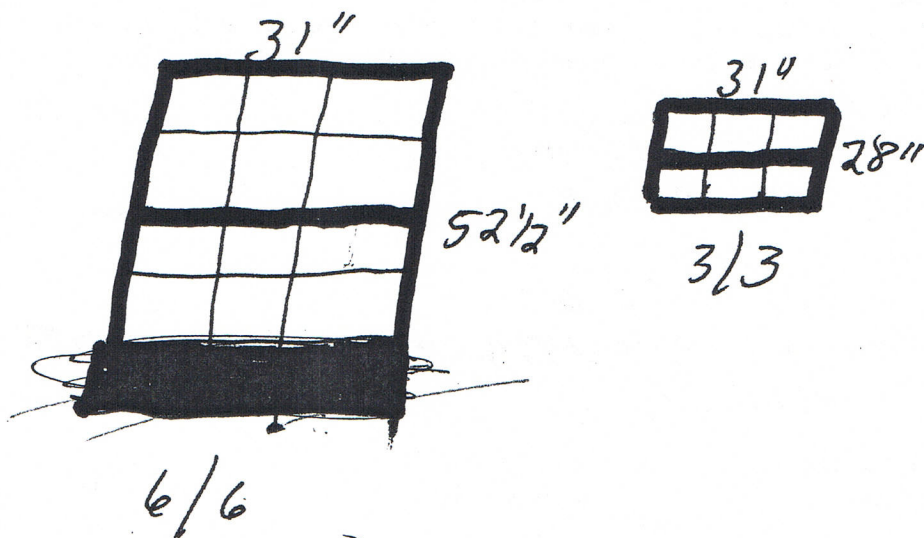
REPLACE CURRENT 6/6 AND 3/3 WINDOWS WITH ANDERSON WOODED 6/6 AND 3/3 WINDOWS WITH A VINYL CLAD EXTERIOR TO PROTECT THE WINDOWS AGAINST THE ELEMENTS. THE ALUMINUM STORM WINDOWS WILL BE REMOVED.



THE ANDERSON WINDOWS ARE LOW E DOUBLE PANE WINDOWS, WITH A BAKED WHITE FINISH. AND SANDWICHED MUNTINS (WOOD)

Detailed description

REPLACE CURRENT 6/6 AND 3/3 WINDOWS WITH ANDERSON WOODEN 6/6 AND 3/3 WINDOWS WITH A ~~ALUMINUM~~ CLAD EXTERIOR TO PROTECT THE WINDOWS AGAINST THE ELEMENTS. THE ALUMINUM STORM WINDOWS WILL BE REMOVED



ANDERSON 400 SERIES WOODWRIGHT DOUBLE HUNG INSIDE. THE ANDERSON WINDOWS ARE LOW ~~4E~~ DOUBLE PANE WINDOWS, WITH A BAKED WHITE FINISH. ~~XXXXXXXXXXXXXXXXXXXX~~

(~~XXXX~~) PERMANENT INTERIOR AND EXTERIOR 3/4" WIDE GRILLS FOR 6/6 AND 3/3 WINDOWS. SCREENS CAN BE FULL OR HALF.

Woodwright[®]

Replacement Windows

**Improve
your home
while preserving
its charm.**



WINDOWS • DOORS
Andersen[®]



Woodwright insert windows come with the extras you need to make installation easier, including shims, screws and backer rod.

Custom made for replacement.

With custom-sized Andersen® Woodwright® windows, you can replace your old, drafty worn-out windows while maintaining the timeless beauty of your home.

With rich wood interiors, thick profiles and milling detail worthy of fine furniture, they are ideal for window replacement. Choose Woodwright insert windows for a quick, easy option. Woodwright full-frame units are the choice when both the frame and sash need to be replaced.

Insert Replacement

- Fast Installation
- Minimal Disruption

Sash removed. Frame and trim not disrupted.



If the original frame and trim are in good shape, you can simply leave them in place, saving time and disruption.



Andersen® Woodwright® insert windows fit right into the existing frame, preserving much of the original look of the window.

Full-Frame Replacement

- New Frame & Trim
- Size & Shape Options

Sash, frame and trim removed.



The entire window is removed, along with its frame, interior trim and casing. If desired, the opening can then be enlarged to create more replacement options.




In addition to standard rectangles, the Woodwright® full-frame window is available in elegant arched designs.



To see installation videos on Woodwright® insert and full-frame windows, and to determine which one is the best choice for your home, go to andersenwindows.com/replacement.





If the frame around the original window sash is square and free from damage or rot, the Woodwright® insert window is an excellent way to rejuvenate your windows with minimal disruption to your home.



It's Fast.

- Measure the opening.
- Check that it's square.
- Order your size.



It's Easy.

- Only the moving parts need to go.
- Interior trim stays right where it is.
- Custom sizes and multiple sill angles provide a tight, energy efficient fit.



It's Beautiful.

- All-wood interior and classic styling.
- Low-maintenance exteriors.
- High-Performance™ Low-E4® glass.

The Woodwright® double-hung insert window.

The Andersen web site gives you everything you need to know about Woodwright® insert window replacement, helping you with measuring and ordering guides, an installation video and installation instructions.

Learn more at andersenwindows.com/replacement.





Two clear reasons to choose Woodwright® windows.

TruScene® insect screens feature over 50% more clarity than our aluminum insect screens. They are virtually invisible, allow more sunlight in and keep some of the smallest insects out.

High-Performance™ Low-E4® glass gives you more than the energy efficiency of regular Low-E glass. When activated by sunlight, the outside of the glass stays cleaner and dries faster with up to 99% fewer water spots.

High-Performance™
Low-E4® Glass

Ordinary Glass

Andersen Advantages



For over a century, Andersen has used natural wood to create a perfect combination of beauty and durability.



Woodwright® windows can insulate a room as well or better than the walls that surround them.



The Woodwright window exterior acts like a tough, protective shell that never needs painting.



High-Performance™ Low-E4® glass works like sunblock to help protect fabric from UV light.



Not all warranties are alike. Ours can add resale value to your home.*

Interiors

Wood interiors on Andersen windows and doors come unfinished, unless ordered prefinished white.



Pine



White



Oak



Maple

Exteriors



White



Sandtone




Terratone®



Forest Green

Hardware Styles



Estate™



Classic Series™

Hardware Finishes

Estate™



Bright Brass

Antique Brass

Oil Rubbed Bronze

Distressed Bronze




Polished Chrome

Brushed Chrome

Satin Nickel

Distressed Nickel

Classic Series™

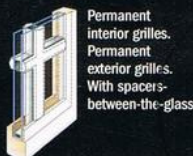


White

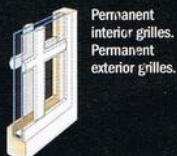


Stone

Grille Types



Permanent interior grilles. Permanent exterior grilles. With spacers between the glass.



Permanent interior grilles. Permanent exterior grilles.



Removable interior grilles. Permanent exterior grilles.



Finelight™ grilles between the glass.



Removable interior grilles.

Grille Patterns



Standard Colonial†



Standard Prairie



Specified Equal Light



Specified Equal Light



Custom



Custom

For more information visit andersenwindows.com

†Available on Woodwright double-hung full-frame standard-size units only.
*Andersen® and all other marks where denoted are trademarks of Andersen Corporation.
© 2008 Andersen Corporation. All rights reserved. Reorder L-71

WINDOWS • DOORS
Andersen

Come home to Andersen.™

*See limited warranty for details.